



MIGHTY SAVINGS, COMPACT DESIGN.

The design of the new EcoTank printers makes them sleek and compact. With the tank integrated into the printer, these printers have the smallest footprint* amongst all brands of ink tank printers. Enjoy spill-free refilling with individual bottles which have unique nozzles that fit only into their respective tanks. Auto-duplex printing** affords users up to 50% savings on paper costs by printing automatically on both sides of paper. Remain connected with the option to print wirelessly over network or directly from your mobile devices using Wi-Fi Direct. Rejoice in exceptional print quality with the use of pigment black ink which produces water and smudge-resistant printouts.



EcoTank L4150 All-in-One Printer



EcoTank L4160 All-in-One Printer

- Ultra-high Page Yield
- Print Speed
- Duplex Printing**
- Borderless Printing
- Wi-Fi Direct
- Epson Connect

12
PAISE
BLACK

20
PAISE
COMPOSITE COLOUR*

*The total Colour CPP including black ink is 32 paise.



Each printer comes bundled with a starter kit of 1 x 127 mL bottle of black pigment ink and 3 x 70 mL bottles of colour ink.

ENGINEERED FOR BUSINESS

Superior Savings with Auto-duplex**

Save up to 50% on paper cost with auto-duplex function which reduces paper consumption.

Seamless Connectivity

Share your printer over Wi-Fi, Wi-Fi Direct, and print on the go via a suite of Epson Connect features.

A4-size Borderless Printing

Large-size photo printing is made possible with borderless printing up to A4 size.



Designed to support the Sustainable Development Goals (SDGs) set by the UN


*Results obtained by comparing published specifications of minimum footprint of all brands of ink tank printers using bottled ink refills against the Epson L4150/L4160. Results valid as of July 2017. **Auto-duplex double-sided printing is only available with L4160. *IDC Asia Pacific Hardcopy Peripherals Tracker 2018 Q2. Volume and Value Market share of A4 Inkjet Printers and MFPs. *Total Colour Cost Per Print - 20 Paise (CMY) + 12 Paise (K) = 32 Paise. Cost Per Print (CPP) is calculated based on quoted Page Yield for Black (7,500 pages) and Composite (Cyan/Magenta/Yellow - 6,000 Pages) ink bottles, and MRP of Epson genuine ink bottles. Quoted yields are based on the ISO 24711/24712 patterns of mixed text and colour graphics with Epson methodology. Quoted yields are based on the replacement ink bottles purchased. Part of the ink from the included bottles is used for printer startup so yields could be lower than those of replacement ink bottles. Actual yields vary due to reasons including images printed, print settings, temperature and humidity. Yields may be lower when printing infrequently or predominantly with one ink colour. Ink is used for both printing and printhead maintenance. All inks are used for both black and colour printing.

MODEL NUMBER	L4150	L4160
Printer Type	Print, Scan, Copy	Print, Scan, Copy
Printing		
Printing Technology	On-demand ink jet (piezoelectric)	
Nozzle Configuration	180 nozzles Black, 59 nozzles per colour (Cyan, Magenta, Yellow)	
Print Direction	Bi-directional printing, Uni-directional printing	
Maximum Resolution	5760 x 1440 dpi (with Variable-sized Droplet Technology)	
Minimum Ink Droplet Volume	3 pl	
Print Speed ¹		
Draft Text - Memo, A4 (Black ² / Colour ²)	Up to 33 ppm / 15 ppm	
ISO 24734, A4 (Black / Colour)	Up to 10.5 ipm / 5.0 ipm Up to 10.5 ipm / 5.0 ipm, Duplex: 6.0 ipm / 4.0 ipm	
Photo Default - 10 x 15 cm / 4 x 6 ^{2,3}	Approx. 69 sec per photo (Border) / 92 sec per photo (Borderless)	
Printer Language	ESC / P-R	
Automatic 2-sided printing	No	Yes (up to A4)
Copying		
Copy Speed		
ISO 29183, A4, Simplex (Black / Colour)	Up to 7.7 ipm / 3.8 ipm	
Copy Quality	Normal / Best quality	
Maximum Copies from Standalone	20 copies	99 copies
Reduction / Enlargement	25 - 400%, Auto Fit Function	
Maximum Copy Resolution	360 x 360 dpi	1440 x 720 dpi
Maximum Copy Size	A4, Letter	
Scanning		
Scanner Type	Flatbed colour image scanner	
Sensor Type	CIS	
Optical Resolution	1200 x 2400 dpi	
Maximum Scan Area	216 x 297 mm (8.5" x 11.7")	
Scanner Bit Depth		
Colour	48-bit input, 24-bit output	
Grayscale	16-bit input, 8-bit output	
Black & White	16-bit input, 1-bit output	
Scan Speed (Flatbed)		
Monochrome 200 dpi	11 sec	
Colour 200 dpi	28 sec	
Paper Handling		
Paper Feed Method	Friction feed	
Number of Paper Trays	1 (Paper Cassette)	
Paper Hold Capacity		
Input Capacity	100 sheets, A4 Plain paper (80 g/m ²)	
Output Capacity	20 sheets, Premium Glossy Photo Paper 30 sheets, A4 Plain Paper 20 sheets, Premium Glossy Photo Paper	
Paper Size	Legal (8.5" x 13"), Letter, A4, 195 mm x 270 mm, B5, A5, A6, 100 mm x 148 mm, B6, 5" x 7", 4" x 6", Envelopes #10, DL, C6	
Maximum Paper Size	215.9 mm x 1200 mm (8.5" x 47.24")	
Print Margin	0 mm top, left, right, bottom via custom settings in printer driver	
Interface		
USB	USB 2.0	
Network	Wi-Fi IEEE 802.11b/g/n, Wi-Fi Direct	
Network Protocol	TCP/IPv4, TCP/IPv6	
Mobile and Cloud Printing		
Epson Connect	Epson iPrint, Epson Email Print, Remote Print Driver	
Other Mobile Solutions	Google Cloud Print™, Mopria Print Service	Apple AirPrint™, Google Cloud Print™, Mopria Print Service
Control Panel		
LCD Screen	-	1.4" Colour LCD Panel
Printer Software		
Operating System Compatibility	Windows XP / XP Professional x 64 Edition / Vista / 7 / 8 / 8.1 / 10 Windows Server 2003 / 2008 / 2012 / 2016 Only printing and scanning functions are supported for Windows Server OS Mac OS X 10.6.8 or later	
Electrical Specifications		
Rated Voltage	AC 100 - 240 V	
Rated Frequency	50 - 60 Hz	
Power Consumption		
Operating	12 W	12 W
Standby	3.9 W	4.3 W
Sleep	0.7 W	0.7 W
Power off	0.3 W	0.2 W
Noise Level		
PC Printing / Premium Glossy	38 dB (A)	37 dB (A)
Photo Paper Best Photo		
PC Printing / Plain Paper Default ⁴	51 dB (A)	50 dB (A)
Consumables		
	Page Yield⁵	Order Code
Black Ink Bottle	7,500	C13T03Y100
Cyan Ink Bottle	6,000 (Composite Yield)	C13T03Y200
Magenta Ink Bottle		C13T03Y300
Yellow Ink Bottle		C13T03Y400

Dimensions & Weight


L4150

Weight: 5.0 kg (11.0 lb)




L4160

Weight: 5.5 kg (12.1 lb)



*1 Print speed (Pages Per Minute) is calculated when printed on A4 plain paper in the fastest mode, 10 x 15 cm photo print speed when printed on Epson Premium Glossy Photo Paper. Print speed may vary depending on system configuration, print mode, document complexity, software, type of paper used and connectivity. Print speed does not include processing time on host computer.



*2 When printed on Epson Premium Glossy Photo Paper.

*3 Default mode in accordance with ISO7779 for MFPs.

*4 Otherwise 3 mm top, left, right, bottom, and except plain paper.

*5 In accordance with ISO 24711/24712. Actual yields will vary considerably for reasons including images printed, print settings, temperature and humidity. Yields may be lower when printing infrequently or predominantly with one ink colour. A variable amount of ink remains in the cartridges after the "replace cartridge" signal. Part of the ink from the first cartridges is used for priming the printer. Ink is used for both printing and print head maintenance. All inks are used for both black and colour printing.

© 2019 Epson India Pvt. Ltd. All Rights Reserved. Reproduction in part or in whole, without the written permission from Epson, is strictly prohibited. EPSON and EXCEED YOUR VISION are registered trademarks of Seiko Epson Corporation. All other products names and other company names used herein are for identification purposes only and are the trademarks or registered trademarks of their respective owners. Epson disclaims any and all rights in those marks. Print samples shown are simulations only. Specifications and product availability are subject to change without notice and may vary between countries. Please check with local Epson offices for more information.

Dealer's Stamp

Information correct at time of printing
Printed April 2019

EPSON INDIA PVT. LTD.

12th Floor, The Millenia, Tower A, No.1, Murphy Road, Ulsoor, Bangalore - 560 008.
Tel: 080-3051 5000 Fax: 080-3051 5005

Regional Offices:

Ahmedabad - 3314 8500/01, Chennai - 3967 7500, Cochin - 4012 315, Coimbatore - 98942 19200, Kolkata - 4603 4714/15/29/30, Mumbai - 3079 8200, New Delhi - 3312 0300, Pune - 3028 6000/05, Hyderabad - 4857 0032, Jaipur - 78699 11699



Epson Helpline: For product info or service- 1800 425 0011
For service - 1800 123 001 600 (9AM - 6PM) (Mon - Sat)

